
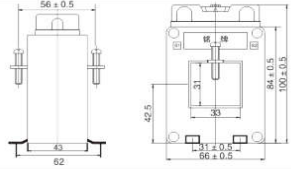

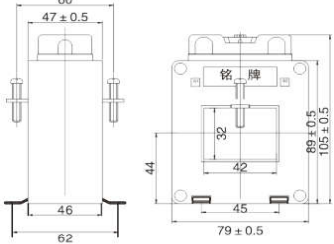

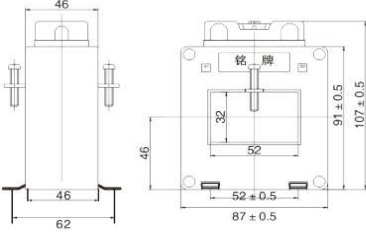

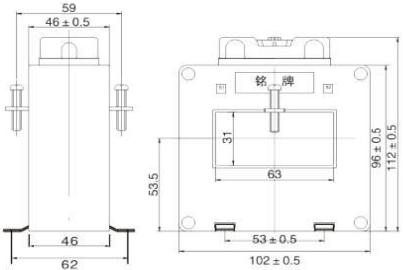

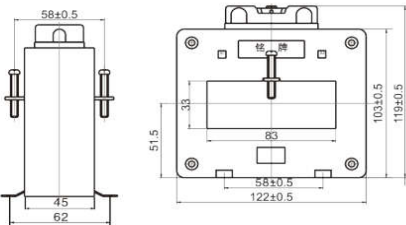

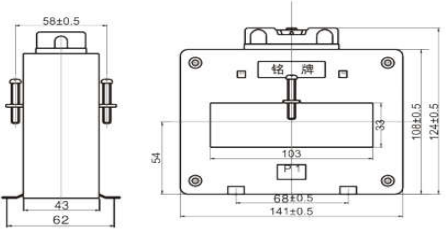

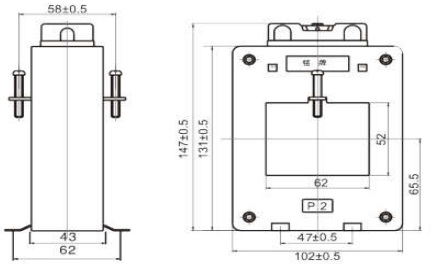

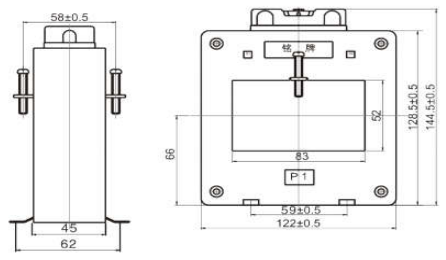

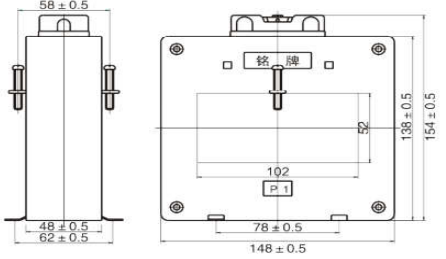

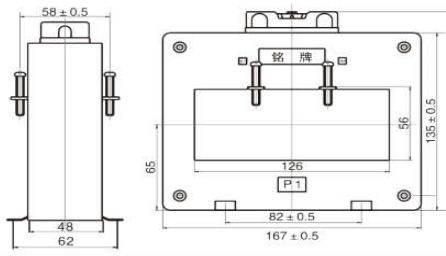


RECTANGULAR SDH(MEASUREMENT/PROTECTION) -CURRENT TRANSFORMER


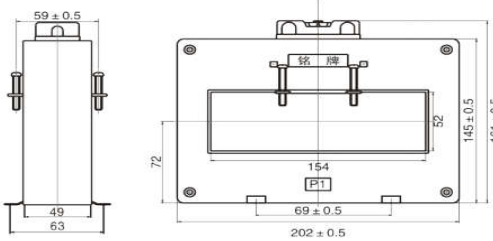

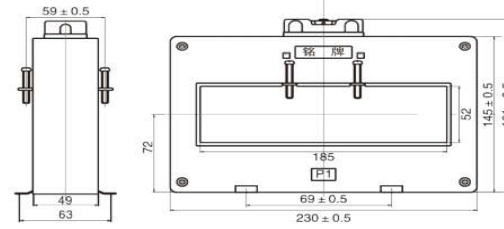

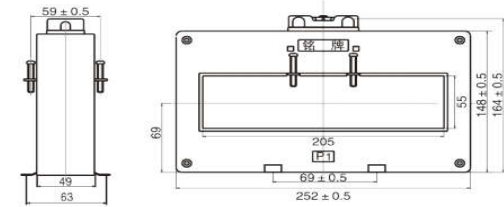

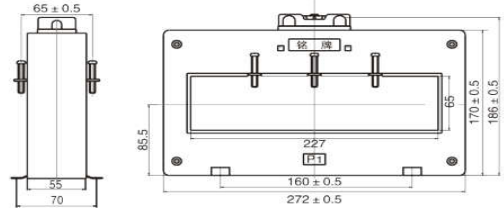

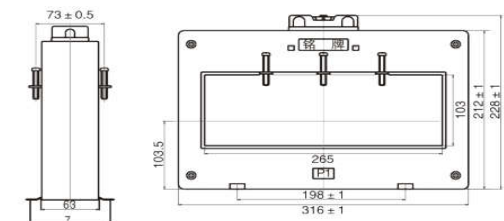
电流互感器 Current Transformers	电流比 Ratio	额定二次负荷 (VA)					穿心 匝数	外形及安装尺寸图 Outline and installation dimensions
		1.0级	0.5级	0.5S级	0.2级	0.2S级		
 BH(SDH)-0.66 30 II方孔定制	150/5	2.5					1	
	200/5	2.5	2.5				1	
	250/5	5	5	2.5	2.5		1	
	300/5	5	5	5	5		1	
 BH(SDH)-0.66 40 II	150/5	5	2.5				1	
	200/5	5	5	5	5	5	1	
	250/5	5	5	5	5	5	1	
	300/5	5	5	5	5	5	1	
	400/5	10	5	5	5	5	1	
	500/5	10	5	5	5	5	1	
 BH(SDH)-0.66 50 II	200/5	5	5	2.5	2.5	2.5	1	
	250/5	5	5	5	5	5	1	
	300/5	5	5	5	5	5	1	
	400/5	5	5	5	5	5	1	
	500/5	10	5	5	5	5	1	
	600/5	10	5	5	5	5	1	
	750/5	10	10	10	10	10	1	
	800/5	10	10	10	10	10	1	
 BH(SDH)-0.66 60 II	400/5	5	5	5	5	5	1	
	500/5	10	5	5	5	5	1	
	600/5	10	5	5	5	5	1	
	750/5	10	10	10	10	10	1	
	800/5	10	10	10	10	10	1	
	1000/5	10	10	10	10	10	1	
	1200/5	10	10	10	10	10	1	
 BH(SDH)-0.66 80 II	600/5	10	5	5	5	5	1	
	750/5	10	10	10	10	10	1	
	800/5	10	10	10	10	10	1	
	1000/5	10	10	10	10	10	1	
	1200/5	10	10	10	10	10	1	
	1500/5	10	10	10	10	10	1	
2000/5	20	20	20	20	20	1		



RECTANGULAR SDH(MEASUREMENT/PROTECTION) -CURRENT TRANSFORMER

电流互感器 Current Transformers	电流比 Ratio	额定二次负荷 (VA)					穿心 匝数	外形及安装尺寸图 Outline and installation dimensions	
		1.0级	0.5级	0.5S级	0.2级	0.2S级			
 BH(SDH)-0.66 100 II	750/5	10	10	10	10	10	1		
	800/5	10	10	10	10	10	1		
	1000/5	15	10	10	10	10	1		
	1200/5	15	10	10	10	10	1		
	1500/5	20	10	10	10	10	1		
	2000/5	30	20	20	20	20	1		
	2500/5	30	20	20	20	20	1		
 BH(SDH)-0.66 60x50	1000/5	15	10	10	10	10	1		
	1200/5	15	10	10	10	10	1		
	1500/5	20	10	10	10	10	1		
	2000/5	20	20	20	20	20	1		
	2500/5	20	20	20	20	20	1		
	3000/5	20	20	20	20	20	1		
	4000/5	30	30	30	30	30	1		
 BH(SDH)-0.66 80x50	800/5	10	10	10	10	10	1		
	1000/5	15	10	10	10	10	1		
	1200/5	15	10	10	10	10	1		
	1500/5	20	10	10	10	10	1		
	2000/5	25	30	20	20	20	1		
	2500/5	30	20	20	20	20	1		
	3000/5	30	20	20	20	20	1		
	4000/5	30	30	30	30	30	1		
	5000/5	30	30	30	30	30	1		
 BH(SDH)-0.66 100x50	1000/5	15	10	10	10	10	1		
	1200/5	15	10	10	10	10	1		
	1500/5	20	10	10	10	10	1		
	2000/5	30	20	20	20	20	1		
	2500/5	30	20	20	20	20	1		
	3000/5	30	20	20	20	20	1		
	4000/5	30	30	30	30	30	1		
	5000/5	30	30	30	30	30	1		
 BH(SDH)-0.66 125x50	1500/5	15	10	10	10	10	1		
	2000/5	20	20	20	20	20	1		
	2500/5	25	20	20	20	20	1		
	3000/5	30	20	20	20	20	1		
	4000/5	30	30	30	30	30	1		
	5000/5	30	30	30	30	30	1		
	6000/5	30	30	30	30	30	1		

RECTANGULAR SDH(MEASUREMENT/PROTECTION) -CURRENT TRANSFORMER

电流互感器 Current Transformers	电流比 Ratio	额定二次负荷 (VA)					穿心 匝数	外形及安装尺寸图 Outline and installation dimensions
		1.0级	0.5级	0.5S级	0.2级	0.2S级		
 BH(SDH)-150x50	2000/5	30	20	20	20	20	1	
	2500/5	30	20	20	20	20	1	
	3000/5	30	20	20	20	20	1	
	4000/5	30	20	20	20	20	1	
	5000/5	30	20	20	20	20	1	
 BH(SDH)-0.66 180x50	2000/5	30	20	20	20	20	1	
	2500/5	30	20	20	20	20	1	
	3000/5	30	20	20	20	20	1	
	4000/5	30	20	20	20	20	1	
	5000/5	30	20	20	20	20	1	
	6000/5	30	20	20	20	20	1	
 BH(SDH)-0.66 200x50	3000/5	30	20	20	20	20	1	
	4000/5	30	20	20	20	20	1	
	5000/5	30	20	20	20	20	1	
	6000/5	30	20	20	20	20	1	
 BH(SDH)-0.66 220x60	3000/5	30	20	20	20	20	1	
	4000/5	30	20	20	20	20	1	
	5000/5	30	20	20	20	20	1	
	6000/5	30	20	20	20	20	1	
 BH(SDH)-260x80	3000/5	30	20	20	20	20	1	
	4000/5	30	20	20	20	20	1	
	5000/5	30	20	20	20	20	1	
	6000/5	30	20	20	20	20	1	